


## LEGISLATIVE DEPARTMENT



The primary agency in the Legislative Department is the General Assembly, which makes the laws of the Commonwealth. The other legislative agencies support the General Assembly by drafting legislation, distributing copies of legislation and reports, providing computer and security services, conducting audits of government activities and studying policy issues.

### LEGISLATIVE DEPARTMENT INCLUDES:

General Assembly of Virginia	Virginia State Crime Commission
Auditor of Public Accounts	Virginia Freedom of Information Advisory Council
Commission on the Virginia Alcohol Safety Action Program	Virginia Housing Commission
Division of Capitol Police	Brown v. Board of Education Committee
Division of Legislative Automated Systems	Virginia Sesquicentennial of the American Civil War Commission
Division of Legislative Services	Commission on Unemployment Compensation
Capitol Square Preservation Council	Small Business Commission
Chesapeake Bay Commission	Commission on Electric Utility Regulation
Virginia Disability Commission	Manufacturing Development Commission
Dr. Martin Luther King, Jr. Memorial Commission	Joint Commission on Administrative Rules
Joint Commission on Health Care	Virginia Bicentennial of the American War of 1812 Commission
Joint Commission on Technology and Science	Virginia Conflict of Interest and Ethics Advisory Council
Commissioners for the Promotion of Uniformity of Legislation in the United States	World War II 75 <sup>th</sup> Anniversary Commemoration Commission
State Water Commission	Joint Legislative Audit and Review Commission
Virginia Coal and Energy Commission	Virginia Commission on Intergovernmental Cooperation
Virginia Code Commission	Legislative Department Reversion Clearing Account
Virginia Commission on Youth	Autism Advisory Council
Commission for the Commemoration of the Centennial of Women's Right to Vote	Joint Commission on Transportation Accountability
Commission on Economic Opportunity for Virginians in Aspiring and Diverse Communities	

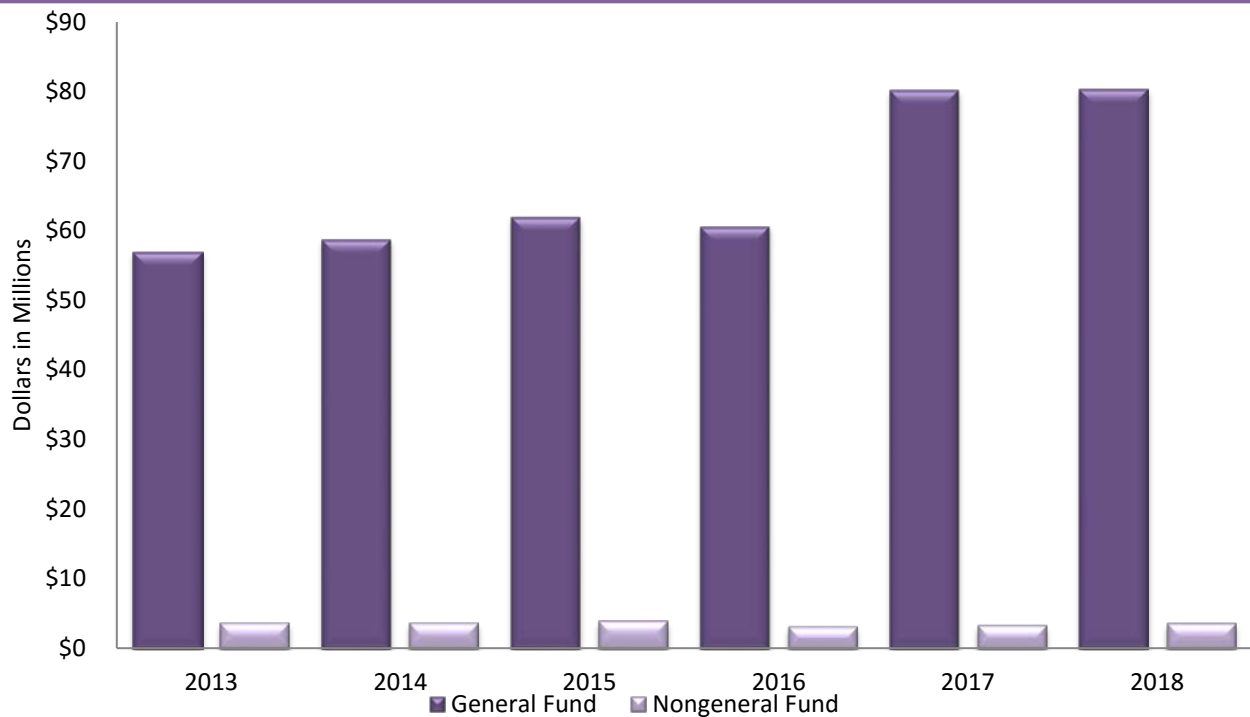
**OPERATING SUMMARY FOR THE LEGISLATIVE DEPARTMENT (Dollars in Millions)**

<b>Funds</b>	<b>FY 2017 Base Budget</b>	<b>FY 2017 Changes</b>	<b>FY 2017 Total</b>	<b>FY 2018 Base Budget</b>	<b>FY 2018 Changes</b>	<b>FY 2018 Total</b>
General	\$80.3	\$0.0	<b>\$80.3</b>	\$80.3	\$0.2	<b>\$80.4</b>
Special	\$2.9	\$0.0	<b>\$2.9</b>	\$2.9	\$0.3	<b>\$3.2</b>
Trust and Agency	\$0.1	\$0.0	<b>\$0.1</b>	\$0.1	\$0.0	<b>\$0.1</b>
Federal	\$0.1	\$0.0	<b>\$0.1</b>	\$0.1	\$0.0	<b>\$0.1</b>
	<b>\$83.4</b>	<b>\$0.0</b>	<b>\$83.4</b>	<b>\$83.5</b>	<b>\$0.4</b>	<b>\$83.9</b>

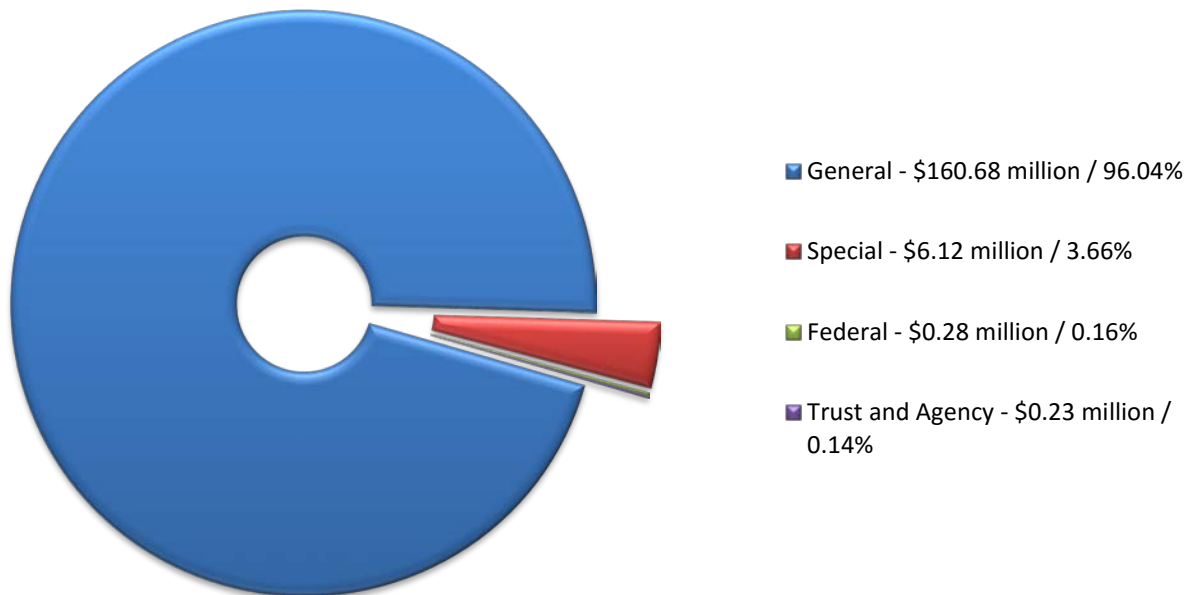
**AUTHORIZED POSITIONS FOR THE LEGISLATIVE DEPARTMENT**

<b>Funds</b>	<b>FY 2017 Base Budget</b>	<b>FY 2017 Changes</b>	<b>FY 2017 Total</b>	<b>FY 2018 Base Budget</b>	<b>FY 2018 Changes</b>	<b>FY 2018 Total</b>
General Fund	592.50	0.00	<b>592.50</b>	592.50	0.00	<b>592.50</b>
Nongeneral Fund	26.50	0.00	<b>26.50</b>	26.50	2.00	<b>28.50</b>
	<b>619.00</b>	<b>0.00</b>	<b>619.00</b>	<b>619.00</b>	<b>2.00</b>	<b>621.00</b>

## Legislative Department Operating Budget History



## Financing of the Legislative Department Based on 2016-2018 Biennium Proposed Operating Budget



## Virginia General Assembly

	Operating Budget Summary			Authorized Position Summary		
	General Fund	Nongeneral Fund	Personnel Cost	General Fund	Nongeneral Fund	Total Positions
2013 Appropriation	\$21,651,364	\$0	\$14,826,103	144.00	0.00	144.00
2014 Appropriation	\$23,351,570	\$0	\$16,525,934	144.00	0.00	144.00
2015 Appropriation	\$24,584,233	\$0	\$17,643,398	144.00	0.00	144.00
2016 Appropriation	\$24,576,726	\$0	\$17,643,398	144.00	0.00	144.00
2017 Appropriation	\$41,576,606	\$0	\$30,706,091	224.00	0.00	224.00
2017 Intro Changes	\$0	\$0	\$0	0.00	0.00	0.00
<b>2017 Total</b>	<b>\$41,576,606</b>	<b>\$0</b>	<b>\$30,706,091</b>	<b>224.00</b>	<b>0.00</b>	<b>224.00</b>
2018 Appropriation	\$41,577,738	\$0	\$30,706,091	224.00	0.00	224.00
2018 Intro Changes	\$0	\$0	\$0	0.00	0.00	0.00
<b>2018 Total</b>	<b>\$41,577,738</b>	<b>\$0</b>	<b>\$30,706,091</b>	<b>224.00</b>	<b>0.00</b>	<b>224.00</b>

## Auditor of Public Accounts

	Operating Budget Summary			Authorized Position Summary		
	General Fund	Nongeneral Fund	Personnel Cost	General Fund	Nongeneral Fund	Total Positions
2013 Appropriation	\$10,453,492	\$878,053	\$9,685,490	120.00	10.00	130.00
2014 Appropriation	\$10,457,520	\$878,053	\$9,685,490	120.00	10.00	130.00
2015 Appropriation	\$11,062,281	\$878,140	\$10,348,344	120.00	10.00	130.00
2016 Appropriation	\$11,066,353	\$878,216	\$10,348,344	120.00	10.00	130.00
2017 Appropriation	\$11,800,799	\$1,006,845	\$11,424,959	120.00	10.00	130.00
2017 Intro Changes	\$0	\$0	\$0	0.00	0.00	0.00
<b>2017 Total</b>	<b>\$11,800,799</b>	<b>\$1,006,845</b>	<b>\$11,424,959</b>	<b>120.00</b>	<b>10.00</b>	<b>130.00</b>
2018 Appropriation	\$11,801,167	\$1,006,883	\$11,424,959	120.00	10.00	130.00
2018 Intro Changes	\$0	\$250,000	\$250,000	0.00	2.00	2.00
<b>2018 Total</b>	<b>\$11,801,167</b>	<b>\$1,256,883</b>	<b>\$11,674,959</b>	<b>120.00</b>	<b>12.00</b>	<b>132.00</b>

## Operating Budget Changes

Introduced Budget Technical Changes**Increase Non-General Fund Appropriation and Position Level**

Aligns the agency's appropriation for federal program audits with the estimated cost.

	2017	2018
Nongeneral Fund	\$0	\$250,000
Authorized Positions	0.00	2.00

## Commission on the Virginia Alcohol Safety Action Program

	Operating Budget Summary			Authorized Position Summary		
	General Fund	Nongeneral Fund	Personnel Cost	General Fund	Nongeneral Fund	Total Positions
2013 Appropriation	\$0	\$1,452,820	\$740,005	0.00	11.50	11.50
2014 Appropriation	\$0	\$1,452,820	\$740,005	0.00	11.50	11.50
2015 Appropriation	\$0	\$1,453,050	\$735,746	0.00	11.50	11.50
2016 Appropriation	\$0	\$1,453,727	\$735,746	0.00	11.50	11.50
2017 Appropriation	\$0	\$1,505,873	\$887,022	0.00	11.50	11.50
2017 Intro Changes	\$0	\$0	\$0	0.00	0.00	0.00
<b>2017 Total</b>	<b>\$0</b>	<b>\$1,505,873</b>	<b>\$887,022</b>	<b>0.00</b>	<b>11.50</b>	<b>11.50</b>
2018 Appropriation	\$0	\$1,505,990	\$887,022	0.00	11.50	11.50
2018 Intro Changes	\$0	\$0	\$0	0.00	0.00	0.00
<b>2018 Total</b>	<b>\$0</b>	<b>\$1,505,990</b>	<b>\$887,022</b>	<b>0.00</b>	<b>11.50</b>	<b>11.50</b>

## Division of Capitol Police

	Operating Budget Summary			Authorized Position Summary		
	General Fund	Nongeneral Fund	Personnel Cost	General Fund	Nongeneral Fund	Total Positions
2013 Appropriation	\$7,347,673	\$0	\$6,648,806	108.00	0.00	108.00
2014 Appropriation	\$7,370,154	\$0	\$6,657,181	108.00	0.00	108.00
2015 Appropriation	\$7,772,194	\$0	\$7,053,414	108.00	0.00	108.00
2016 Appropriation	\$7,777,100	\$0	\$7,053,414	108.00	0.00	108.00
2017 Appropriation	\$8,212,877	\$0	\$7,326,850	108.00	0.00	108.00
2017 Intro Changes	\$0	\$0	\$0	0.00	0.00	0.00
<b>2017 Total</b>	<b>\$8,212,877</b>	<b>\$0</b>	<b>\$7,326,850</b>	<b>108.00</b>	<b>0.00</b>	<b>108.00</b>
2018 Appropriation	\$8,214,260	\$0	\$7,326,850	108.00	0.00	108.00
2018 Intro Changes	\$0	\$0	\$0	0.00	0.00	0.00
<b>2018 Total</b>	<b>\$8,214,260</b>	<b>\$0</b>	<b>\$7,326,850</b>	<b>108.00</b>	<b>0.00</b>	<b>108.00</b>

## Division of Legislative Automated Systems

	Operating Budget Summary			Authorized Position Summary		
	General Fund	Nongeneral Fund	Personnel Cost	General Fund	Nongeneral Fund	Total Positions
2013 Appropriation	\$3,160,853	\$278,455	\$2,032,065	16.00	3.00	19.00
2014 Appropriation	\$3,160,946	\$278,455	\$2,032,065	16.00	3.00	19.00
2015 Appropriation	\$3,287,446	\$278,538	\$2,299,206	16.00	3.00	19.00
2016 Appropriation	\$3,287,772	\$278,559	\$2,299,206	16.00	3.00	19.00
2017 Appropriation	\$3,438,734	\$278,559	\$2,694,305	19.00	0.00	19.00
2017 Intro Changes	\$0	\$0	\$0	0.00	0.00	0.00
<b>2017 Total</b>	<b>\$3,438,734</b>	<b>\$278,559</b>	<b>\$2,694,305</b>	<b>19.00</b>	<b>0.00</b>	<b>19.00</b>
2018 Appropriation	\$3,438,843	\$278,559	\$2,694,305	19.00	0.00	19.00
2018 Intro Changes	\$0	\$0	\$0	0.00	0.00	0.00
<b>2018 Total</b>	<b>\$3,438,843</b>	<b>\$278,559</b>	<b>\$2,694,305</b>	<b>19.00</b>	<b>0.00</b>	<b>19.00</b>

Part B: Executive Amendments to the 2016-18 Biennial Budget - 2016-2018 Biennium

Division of Legislative Services

	Operating Budget Summary			Authorized Position Summary		
	General Fund	Nongeneral Fund	Personnel Cost	General Fund	Nongeneral Fund	Total Positions
2013 Appropriation	\$5,803,846	\$20,000	\$5,254,595	56.00	0.00	56.00
2014 Appropriation	\$5,803,939	\$20,000	\$5,254,595	56.00	0.00	56.00
2015 Appropriation	\$6,166,977	\$284,483	\$5,601,019	56.00	0.00	56.00
2016 Appropriation	\$6,167,260	\$20,028	\$5,601,019	56.00	0.00	56.00
2017 Appropriation	\$6,592,039	\$20,034	\$6,369,710	56.00	0.00	56.00
2017 Intro Changes	\$0	\$0	\$0	0.00	0.00	0.00
<b>2017 Total</b>	<b>\$6,592,039</b>	<b>\$20,034</b>	<b>\$6,369,710</b>	<b>56.00</b>	<b>0.00</b>	<b>56.00</b>
2018 Appropriation	\$6,592,199	\$20,034	\$6,369,710	56.00	0.00	56.00
2018 Intro Changes	\$0	\$0	\$0	0.00	0.00	0.00
<b>2018 Total</b>	<b>\$6,592,199</b>	<b>\$20,034</b>	<b>\$6,369,710</b>	<b>56.00</b>	<b>0.00</b>	<b>56.00</b>

Capitol Square Preservation Council

	Operating Budget Summary			Authorized Position Summary		
	General Fund	Nongeneral Fund	Personnel Cost	General Fund	Nongeneral Fund	Total Positions
2013 Appropriation	\$0	\$0	\$0	0.00	0.00	0.00
2014 Appropriation	\$160,000	\$0	\$0	1.00	0.00	1.00
2015 Appropriation	\$164,002	\$0	\$130,057	1.00	0.00	1.00
2016 Appropriation	\$164,636	\$0	\$130,057	1.00	0.00	1.00
2017 Appropriation	\$218,451	\$0	\$180,690	2.00	0.00	2.00
2017 Intro Changes	\$0	\$0	\$0	0.00	0.00	0.00
<b>2017 Total</b>	<b>\$218,451</b>	<b>\$0</b>	<b>\$180,690</b>	<b>2.00</b>	<b>0.00</b>	<b>2.00</b>
2018 Appropriation	\$218,472	\$0	\$180,690	2.00	0.00	2.00
2018 Intro Changes	\$0	\$0	\$0	0.00	0.00	0.00
<b>2018 Total</b>	<b>\$218,472</b>	<b>\$0</b>	<b>\$180,690</b>	<b>2.00</b>	<b>0.00</b>	<b>2.00</b>

Virginia Disability Commission

	Operating Budget Summary			Authorized Position Summary		
	General Fund	Nongeneral Fund	Personnel Cost	General Fund	Nongeneral Fund	Total Positions
2013 Appropriation	\$25,554	\$0	\$0	0.00	0.00	0.00
2014 Appropriation	\$25,554	\$0	\$0	0.00	0.00	0.00
2015 Appropriation	\$25,624	\$0	\$0	0.00	0.00	0.00
2016 Appropriation	\$25,648	\$0	\$0	0.00	0.00	0.00
2017 Appropriation	\$25,646	\$0	\$2,590	0.00	0.00	0.00
2017 Intro Changes	\$0	\$0	\$0	0.00	0.00	0.00
<b>2017 Total</b>	<b>\$25,646</b>	<b>\$0</b>	<b>\$2,590</b>	<b>0.00</b>	<b>0.00</b>	<b>0.00</b>
2018 Appropriation	\$25,649	\$0	\$2,590	0.00	0.00	0.00
2018 Intro Changes	\$0	\$0	\$0	0.00	0.00	0.00
<b>2018 Total</b>	<b>\$25,649</b>	<b>\$0</b>	<b>\$2,590</b>	<b>0.00</b>	<b>0.00</b>	<b>0.00</b>

**Dr. Martin Luther King, Jr. Memorial Commission**

	Operating Budget Summary			Authorized Position Summary		
	General Fund	Nongeneral Fund	Personnel Cost	General Fund	Nongeneral Fund	Total Positions
2013 Appropriation	\$50,349	\$0	\$0	0.00	0.00	0.00
2014 Appropriation	\$50,349	\$0	\$0	0.00	0.00	0.00
2015 Appropriation	\$50,470	\$0	\$3,000	0.00	0.00	0.00
2016 Appropriation	\$50,511	\$0	\$3,000	0.00	0.00	0.00
2017 Appropriation	\$50,755	\$0	\$490	0.00	0.00	0.00
2017 Intro Changes	\$0	\$0	\$0	0.00	0.00	0.00
<b>2017 Total</b>	<b>\$50,755</b>	<b>\$0</b>	<b>\$490</b>	<b>0.00</b>	<b>0.00</b>	<b>0.00</b>
2018 Appropriation	\$50,768	\$0	\$490	0.00	0.00	0.00
2018 Intro Changes	\$0	\$0	\$0	0.00	0.00	0.00
<b>2018 Total</b>	<b>\$50,768</b>	<b>\$0</b>	<b>\$490</b>	<b>0.00</b>	<b>0.00</b>	<b>0.00</b>

**Joint Commission on Technology and Science**

	Operating Budget Summary			Authorized Position Summary		
	General Fund	Nongeneral Fund	Personnel Cost	General Fund	Nongeneral Fund	Total Positions
2013 Appropriation	\$206,344	\$0	\$186,564	2.00	0.00	2.00
2014 Appropriation	\$206,346	\$0	\$186,564	2.00	0.00	2.00
2015 Appropriation	\$210,224	\$0	\$190,755	2.00	0.00	2.00
2016 Appropriation	\$210,310	\$0	\$190,755	2.00	0.00	2.00
2017 Appropriation	\$219,738	\$0	\$208,819	2.00	0.00	2.00
2017 Intro Changes	\$0	\$0	\$0	0.00	0.00	0.00
<b>2017 Total</b>	<b>\$219,738</b>	<b>\$0</b>	<b>\$208,819</b>	<b>2.00</b>	<b>0.00</b>	<b>2.00</b>
2018 Appropriation	\$219,775	\$0	\$208,819	2.00	0.00	2.00
2018 Intro Changes	\$0	\$0	\$0	0.00	0.00	0.00
<b>2018 Total</b>	<b>\$219,775</b>	<b>\$0</b>	<b>\$208,819</b>	<b>2.00</b>	<b>0.00</b>	<b>2.00</b>

**Commissioners for the Promotion of Uniformity of Legislation in the United States**

	Operating Budget Summary			Authorized Position Summary		
	General Fund	Nongeneral Fund	Personnel Cost	General Fund	Nongeneral Fund	Total Positions
2013 Appropriation	\$62,500	\$0	\$0	0.00	0.00	0.00
2014 Appropriation	\$62,500	\$0	\$0	0.00	0.00	0.00
2015 Appropriation	\$87,522	\$0	\$0	0.00	0.00	0.00
2016 Appropriation	\$87,528	\$0	\$0	0.00	0.00	0.00
2017 Appropriation	\$87,520	\$0	\$0	0.00	0.00	0.00
2017 Intro Changes	\$0	\$0	\$0	0.00	0.00	0.00
<b>2017 Total</b>	<b>\$87,520</b>	<b>\$0</b>	<b>\$0</b>	<b>0.00</b>	<b>0.00</b>	<b>0.00</b>
2018 Appropriation	\$87,520	\$0	\$0	0.00	0.00	0.00
2018 Intro Changes	\$0	\$0	\$0	0.00	0.00	0.00
<b>2018 Total</b>	<b>\$87,520</b>	<b>\$0</b>	<b>\$0</b>	<b>0.00</b>	<b>0.00</b>	<b>0.00</b>

## State Water Commission

	Operating Budget Summary			Authorized Position Summary		
	General Fund	Nongeneral Fund	Personnel Cost	General Fund	Nongeneral Fund	Total Positions
2013 Appropriation	\$10,160	\$0	\$4,600	0.00	0.00	0.00
2014 Appropriation	\$10,160	\$0	\$4,600	0.00	0.00	0.00
2015 Appropriation	\$10,175	\$0	\$4,000	0.00	0.00	0.00
2016 Appropriation	\$10,180	\$0	\$4,000	0.00	0.00	0.00
2017 Appropriation	\$10,243	\$0	\$318	0.00	0.00	0.00
2017 Intro Changes	\$0	\$0	\$0	0.00	0.00	0.00
<b>2017 Total</b>	<b>\$10,243</b>	<b>\$0</b>	<b>\$318</b>	<b>0.00</b>	<b>0.00</b>	<b>0.00</b>
2018 Appropriation	\$10,246	\$0	\$318	0.00	0.00	0.00
2018 Intro Changes	\$0	\$0	\$0	0.00	0.00	0.00
<b>2018 Total</b>	<b>\$10,246</b>	<b>\$0</b>	<b>\$318</b>	<b>0.00</b>	<b>0.00</b>	<b>0.00</b>

## Virginia Coal and Energy Commission

	Operating Budget Summary			Authorized Position Summary		
	General Fund	Nongeneral Fund	Personnel Cost	General Fund	Nongeneral Fund	Total Positions
2013 Appropriation	\$21,616	\$0	\$0	0.00	0.00	0.00
2014 Appropriation	\$21,616	\$0	\$0	0.00	0.00	0.00
2015 Appropriation	\$21,650	\$0	\$1,000	0.00	0.00	0.00
2016 Appropriation	\$21,661	\$0	\$1,000	0.00	0.00	0.00
2017 Appropriation	\$21,644	\$0	\$873	0.00	0.00	0.00
2017 Intro Changes	\$0	\$0	\$0	0.00	0.00	0.00
<b>2017 Total</b>	<b>\$21,644</b>	<b>\$0</b>	<b>\$873</b>	<b>0.00</b>	<b>0.00</b>	<b>0.00</b>
2018 Appropriation	\$21,645	\$0	\$873	0.00	0.00	0.00
2018 Intro Changes	\$0	\$0	\$0	0.00	0.00	0.00
<b>2018 Total</b>	<b>\$21,645</b>	<b>\$0</b>	<b>\$873</b>	<b>0.00</b>	<b>0.00</b>	<b>0.00</b>

## Virginia Code Commission

	Operating Budget Summary			Authorized Position Summary		
	General Fund	Nongeneral Fund	Personnel Cost	General Fund	Nongeneral Fund	Total Positions
2013 Appropriation	\$69,309	\$24,000	\$16,148	0.00	0.00	0.00
2014 Appropriation	\$69,309	\$24,000	\$16,148	0.00	0.00	0.00
2015 Appropriation	\$69,391	\$24,027	\$18,148	0.00	0.00	0.00
2016 Appropriation	\$69,417	\$24,038	\$18,148	0.00	0.00	0.00
2017 Appropriation	\$69,580	\$24,094	\$4,460	0.00	0.00	0.00
2017 Intro Changes	\$0	\$0	\$0	0.00	0.00	0.00
<b>2017 Total</b>	<b>\$69,580</b>	<b>\$24,094</b>	<b>\$4,460</b>	<b>0.00</b>	<b>0.00</b>	<b>0.00</b>
2018 Appropriation	\$69,589	\$24,097	\$4,460	0.00	0.00	0.00
2018 Intro Changes	\$0	\$0	\$0	0.00	0.00	0.00
<b>2018 Total</b>	<b>\$69,589</b>	<b>\$24,097</b>	<b>\$4,460</b>	<b>0.00</b>	<b>0.00</b>	<b>0.00</b>

## Virginia Freedom of Information Advisory Council

	Operating Budget Summary			Authorized Position Summary		
	General Fund	Nongeneral Fund	Personnel Cost	General Fund	Nongeneral Fund	Total Positions
2013 Appropriation	\$181,619	\$0	\$168,132	1.50	0.00	1.50
2014 Appropriation	\$181,622	\$0	\$168,132	1.50	0.00	1.50
2015 Appropriation	\$190,256	\$0	\$177,220	1.50	0.00	1.50
2016 Appropriation	\$190,356	\$0	\$177,220	1.50	0.00	1.50
2017 Appropriation	\$203,716	\$0	\$183,564	1.50	0.00	1.50
2017 Intro Changes	\$0	\$0	\$0	0.00	0.00	0.00
<b>2017 Total</b>	<b>\$203,716</b>	<b>\$0</b>	<b>\$183,564</b>	<b>1.50</b>	<b>0.00</b>	<b>1.50</b>
2018 Appropriation	\$203,746	\$0	\$183,564	1.50	0.00	1.50
2018 Intro Changes	\$0	\$0	\$0	0.00	0.00	0.00
<b>2018 Total</b>	<b>\$203,746</b>	<b>\$0</b>	<b>\$183,564</b>	<b>1.50</b>	<b>0.00</b>	<b>1.50</b>

## Virginia Housing Commission

	Operating Budget Summary			Authorized Position Summary		
	General Fund	Nongeneral Fund	Personnel Cost	General Fund	Nongeneral Fund	Total Positions
2013 Appropriation	\$20,975	\$0	\$0	0.00	0.00	0.00
2014 Appropriation	\$20,975	\$0	\$0	0.00	0.00	0.00
2015 Appropriation	\$21,052	\$0	\$0	0.00	0.00	0.00
2016 Appropriation	\$21,079	\$0	\$0	0.00	0.00	0.00
2017 Appropriation	\$21,260	\$0	\$180	0.00	0.00	0.00
2017 Intro Changes	\$0	\$0	\$0	0.00	0.00	0.00
<b>2017 Total</b>	<b>\$21,260</b>	<b>\$0</b>	<b>\$180</b>	<b>0.00</b>	<b>0.00</b>	<b>0.00</b>
2018 Appropriation	\$21,269	\$0	\$180	0.00	0.00	0.00
2018 Intro Changes	\$0	\$0	\$0	0.00	0.00	0.00
<b>2018 Total</b>	<b>\$21,269</b>	<b>\$0</b>	<b>\$180</b>	<b>0.00</b>	<b>0.00</b>	<b>0.00</b>

## Brown v. Board of Education Scholarship Committee

	Operating Budget Summary			Authorized Position Summary		
	General Fund	Nongeneral Fund	Personnel Cost	General Fund	Nongeneral Fund	Total Positions
2013 Appropriation	\$25,296	\$0	\$0	0.00	0.00	0.00
2014 Appropriation	\$25,296	\$0	\$0	0.00	0.00	0.00
2015 Appropriation	\$25,324	\$0	\$2,000	0.00	0.00	0.00
2016 Appropriation	\$25,333	\$0	\$2,000	0.00	0.00	0.00
2017 Appropriation	\$25,338	\$0	\$446	0.00	0.00	0.00
2017 Intro Changes	\$0	\$0	\$0	0.00	0.00	0.00
<b>2017 Total</b>	<b>\$25,338</b>	<b>\$0</b>	<b>\$446</b>	<b>0.00</b>	<b>0.00</b>	<b>0.00</b>
2018 Appropriation	\$25,339	\$0	\$446	0.00	0.00	0.00
2018 Intro Changes	\$0	\$0	\$0	0.00	0.00	0.00
<b>2018 Total</b>	<b>\$25,339</b>	<b>\$0</b>	<b>\$446</b>	<b>0.00</b>	<b>0.00</b>	<b>0.00</b>

## Virginia Sesquicentennial of the American Civil War Commission

	Operating Budget Summary			Authorized Position Summary		
	General Fund	Nongeneral Fund	Personnel Cost	General Fund	Nongeneral Fund	Total Positions
2013 Appropriation	\$2,000,512	\$600,000	\$127,272	1.00	0.00	1.00
2014 Appropriation	\$2,000,513	\$600,000	\$127,272	1.00	0.00	1.00
2015 Appropriation	\$2,007,294	\$600,140	\$134,108	1.00	0.00	1.00
2016 Appropriation	\$100,593	\$100,169	\$12,797	1.00	0.00	1.00
2017 Appropriation	\$107,386	\$100,580	\$21,341	1.00	0.00	1.00
2017 Intro Changes	\$0	\$0	\$0	0.00	0.00	0.00
<b>2017 Total</b>	<b>\$107,386</b>	<b>\$100,580</b>	<b>\$21,341</b>	<b>1.00</b>	<b>0.00</b>	<b>1.00</b>
2018 Appropriation	\$107,403	\$100,596	\$21,341	1.00	0.00	1.00
2018 Intro Changes	\$0	\$0	\$0	0.00	0.00	0.00
<b>2018 Total</b>	<b>\$107,403</b>	<b>\$100,596</b>	<b>\$21,341</b>	<b>1.00</b>	<b>0.00</b>	<b>1.00</b>

## Commission on Unemployment Compensation

	Operating Budget Summary			Authorized Position Summary		
	General Fund	Nongeneral Fund	Personnel Cost	General Fund	Nongeneral Fund	Total Positions
2013 Appropriation	\$6,000	\$0	\$0	0.00	0.00	0.00
2014 Appropriation	\$6,000	\$0	\$0	0.00	0.00	0.00
2015 Appropriation	\$6,024	\$0	\$0	0.00	0.00	0.00
2016 Appropriation	\$6,032	\$0	\$0	0.00	0.00	0.00
2017 Appropriation	\$6,071	\$0	\$0	0.00	0.00	0.00
2017 Intro Changes	\$0	\$0	\$0	0.00	0.00	0.00
<b>2017 Total</b>	<b>\$6,071</b>	<b>\$0</b>	<b>\$0</b>	<b>0.00</b>	<b>0.00</b>	<b>0.00</b>
2018 Appropriation	\$6,073	\$0	\$0	0.00	0.00	0.00
2018 Intro Changes	\$0	\$0	\$0	0.00	0.00	0.00
<b>2018 Total</b>	<b>\$6,073</b>	<b>\$0</b>	<b>\$0</b>	<b>0.00</b>	<b>0.00</b>	<b>0.00</b>

## Small Business Commission

	Operating Budget Summary			Authorized Position Summary		
	General Fund	Nongeneral Fund	Personnel Cost	General Fund	Nongeneral Fund	Total Positions
2013 Appropriation	\$15,000	\$0	\$0	0.00	0.00	0.00
2014 Appropriation	\$15,000	\$0	\$0	0.00	0.00	0.00
2015 Appropriation	\$15,038	\$0	\$1,000	0.00	0.00	0.00
2016 Appropriation	\$15,051	\$0	\$1,000	0.00	0.00	0.00
2017 Appropriation	\$15,256	\$0	\$1,434	0.00	0.00	0.00
2017 Intro Changes	\$0	\$0	\$0	0.00	0.00	0.00
<b>2017 Total</b>	<b>\$15,256</b>	<b>\$0</b>	<b>\$1,434</b>	<b>0.00</b>	<b>0.00</b>	<b>0.00</b>
2018 Appropriation	\$15,264	\$0	\$1,434	0.00	0.00	0.00
2018 Intro Changes	\$0	\$0	\$0	0.00	0.00	0.00
<b>2018 Total</b>	<b>\$15,264</b>	<b>\$0</b>	<b>\$1,434</b>	<b>0.00</b>	<b>0.00</b>	<b>0.00</b>

## Commission on Electric Utility Regulation

	Operating Budget Summary			Authorized Position Summary		
	General Fund	Nongeneral Fund	Personnel Cost	General Fund	Nongeneral Fund	Total Positions
2013 Appropriation	\$10,000	\$0	\$0	0.00	0.00	0.00
2014 Appropriation	\$10,000	\$0	\$0	0.00	0.00	0.00
2015 Appropriation	\$10,018	\$0	\$0	0.00	0.00	0.00
2016 Appropriation	\$10,024	\$0	\$0	0.00	0.00	0.00
2017 Appropriation	\$10,015	\$0	\$0	0.00	0.00	0.00
2017 Intro Changes	\$0	\$0	\$0	0.00	0.00	0.00
<b>2017 Total</b>	<b>\$10,015</b>	<b>\$0</b>	<b>\$0</b>	<b>0.00</b>	<b>0.00</b>	<b>0.00</b>
2018 Appropriation	\$10,015	\$0	\$0	0.00	0.00	0.00
2018 Intro Changes	\$0	\$0	\$0	0.00	0.00	0.00
<b>2018 Total</b>	<b>\$10,015</b>	<b>\$0</b>	<b>\$0</b>	<b>0.00</b>	<b>0.00</b>	<b>0.00</b>

## Manufacturing Development Commission

	Operating Budget Summary			Authorized Position Summary		
	General Fund	Nongeneral Fund	Personnel Cost	General Fund	Nongeneral Fund	Total Positions
2013 Appropriation	\$12,000	\$0	\$0	0.00	0.00	0.00
2014 Appropriation	\$12,000	\$0	\$0	0.00	0.00	0.00
2015 Appropriation	\$12,018	\$0	\$0	0.00	0.00	0.00
2016 Appropriation	\$12,025	\$0	\$0	0.00	0.00	0.00
2017 Appropriation	\$12,155	\$0	\$0	0.00	0.00	0.00
2017 Intro Changes	\$0	\$0	\$0	0.00	0.00	0.00
<b>2017 Total</b>	<b>\$12,155</b>	<b>\$0</b>	<b>\$0</b>	<b>0.00</b>	<b>0.00</b>	<b>0.00</b>
2018 Appropriation	\$12,160	\$0	\$0	0.00	0.00	0.00
2018 Intro Changes	\$0	\$0	\$0	0.00	0.00	0.00
<b>2018 Total</b>	<b>\$12,160</b>	<b>\$0</b>	<b>\$0</b>	<b>0.00</b>	<b>0.00</b>	<b>0.00</b>

## Joint Commission on Administrative Rules

	Operating Budget Summary			Authorized Position Summary		
	General Fund	Nongeneral Fund	Personnel Cost	General Fund	Nongeneral Fund	Total Positions
2013 Appropriation	\$10,000	\$0	\$0	0.00	0.00	0.00
2014 Appropriation	\$10,000	\$0	\$0	0.00	0.00	0.00
2015 Appropriation	\$10,016	\$0	\$0	0.00	0.00	0.00
2016 Appropriation	\$10,022	\$0	\$0	0.00	0.00	0.00
2017 Appropriation	\$10,015	\$0	\$0	0.00	0.00	0.00
2017 Intro Changes	\$0	\$0	\$0	0.00	0.00	0.00
<b>2017 Total</b>	<b>\$10,015</b>	<b>\$0</b>	<b>\$0</b>	<b>0.00</b>	<b>0.00</b>	<b>0.00</b>
2018 Appropriation	\$10,015	\$0	\$0	0.00	0.00	0.00
2018 Intro Changes	\$0	\$0	\$0	0.00	0.00	0.00
<b>2018 Total</b>	<b>\$10,015</b>	<b>\$0</b>	<b>\$0</b>	<b>0.00</b>	<b>0.00</b>	<b>0.00</b>

## Virginia Bicentennial of the American War of 1812 Commission

	Operating Budget Summary			Authorized Position Summary		
	General Fund	Nongeneral Fund	Personnel Cost	General Fund	Nongeneral Fund	Total Positions
2013 Appropriation	\$23,340	\$0	\$0	0.00	0.00	0.00
2014 Appropriation	\$23,340	\$0	\$0	0.00	0.00	0.00
2015 Appropriation	\$23,380	\$0	\$1,000	0.00	0.00	0.00
2016 Appropriation	\$23,394	\$0	\$1,000	0.00	0.00	0.00
2017 Appropriation	\$23,412	\$0	\$0	0.00	0.00	0.00
2017 Intro Changes	\$0	\$0	\$0	0.00	0.00	0.00
<b>2017 Total</b>	<b>\$23,412</b>	<b>\$0</b>	<b>\$0</b>	<b>0.00</b>	<b>0.00</b>	<b>0.00</b>
2018 Appropriation	\$23,414	\$0	\$0	0.00	0.00	0.00
2018 Intro Changes	\$0	\$0	\$0	0.00	0.00	0.00
<b>2018 Total</b>	<b>\$23,414</b>	<b>\$0</b>	<b>\$0</b>	<b>0.00</b>	<b>0.00</b>	<b>0.00</b>

## Autism Advisory Council

	Operating Budget Summary			Authorized Position Summary		
	General Fund	Nongeneral Fund	Personnel Cost	General Fund	Nongeneral Fund	Total Positions
2013 Appropriation	\$6,300	\$0	\$0	0.00	0.00	0.00
2014 Appropriation	\$6,300	\$0	\$0	0.00	0.00	0.00
2015 Appropriation	\$6,316	\$0	\$0	0.00	0.00	0.00
2016 Appropriation	\$6,321	\$0	\$0	0.00	0.00	0.00
2017 Appropriation	\$6,472	\$0	\$794	0.00	0.00	0.00
2017 Intro Changes	\$0	\$0	\$0	0.00	0.00	0.00
<b>2017 Total</b>	<b>\$6,472</b>	<b>\$0</b>	<b>\$794</b>	<b>0.00</b>	<b>0.00</b>	<b>0.00</b>
2018 Appropriation	\$6,478	\$0	\$794	0.00	0.00	0.00
2018 Intro Changes	\$0	\$0	\$0	0.00	0.00	0.00
<b>2018 Total</b>	<b>\$6,478</b>	<b>\$0</b>	<b>\$794</b>	<b>0.00</b>	<b>0.00</b>	<b>0.00</b>

## Virginia Conflict of Interest and Ethics Advisory Council

	Operating Budget Summary			Authorized Position Summary		
	General Fund	Nongeneral Fund	Personnel Cost	General Fund	Nongeneral Fund	Total Positions
2013 Appropriation	\$0	\$0	\$0	0.00	0.00	0.00
2014 Appropriation	\$0	\$0	\$0	0.00	0.00	0.00
2015 Appropriation	\$0	\$0	\$0	0.00	0.00	0.00
2016 Appropriation	\$393,000	\$0	\$0	3.00	0.00	3.00
2017 Appropriation	\$473,000	\$0	\$416,511	5.00	0.00	5.00
2017 Intro Changes	\$0	\$0	\$0	0.00	0.00	0.00
<b>2017 Total</b>	<b>\$473,000</b>	<b>\$0</b>	<b>\$416,511</b>	<b>5.00</b>	<b>0.00</b>	<b>5.00</b>
2018 Appropriation	\$408,000	\$0	\$336,511	5.00	0.00	5.00
2018 Intro Changes	\$150,000	\$0	\$0	0.00	0.00	0.00
<b>2018 Total</b>	<b>\$558,000</b>	<b>\$0</b>	<b>\$336,511</b>	<b>5.00</b>	<b>0.00</b>	<b>5.00</b>

### Operating Budget Changes

#### Introduced Budget Non-Technical Changes

##### Back-fill agency appropriation for 2018 to 2017 transfer

This action restores second year funding to continue efforts to automate the electronic filing and processing of lobbyist disclosure statements and statements of economic interests, as required by the Code of Virginia. The second year funding was administratively moved to the first year at the request of the agency to cover un-budgeted costs of system upgrades. This amendment restores that funding to the second year.

	2017	2018
General Fund	\$0	\$150,000

## Commission for the Commemoration of the Centennial of Women's Right to Vote

	Operating Budget Summary			Authorized Position Summary		
	General Fund	Nongeneral Fund	Personnel Cost	General Fund	Nongeneral Fund	Total Positions
2013 Appropriation	\$0	\$0	\$0	0.00	0.00	0.00
2014 Appropriation	\$0	\$0	\$0	0.00	0.00	0.00
2015 Appropriation	\$0	\$0	\$0	0.00	0.00	0.00
2016 Appropriation	\$20,000	\$0	\$0	0.00	0.00	0.00
2017 Appropriation	\$20,000	\$0	\$0	0.00	0.00	0.00
2017 Intro Changes	\$0	\$0	\$0	0.00	0.00	0.00
<b>2017 Total</b>	<b>\$20,000</b>	<b>\$0</b>	<b>\$0</b>	<b>0.00</b>	<b>0.00</b>	<b>0.00</b>
2018 Appropriation	\$20,000	\$0	\$0	0.00	0.00	0.00
2018 Intro Changes	\$0	\$0	\$0	0.00	0.00	0.00
<b>2018 Total</b>	<b>\$20,000</b>	<b>\$0</b>	<b>\$0</b>	<b>0.00</b>	<b>0.00</b>	<b>0.00</b>

## Joint Commission on Transportation Accountability

	Operating Budget Summary			Authorized Position Summary		
	General Fund	Nongeneral Fund	Personnel Cost	General Fund	Nongeneral Fund	Total Positions
2013 Appropriation	\$0	\$0	\$0	0.00	0.00	0.00
2014 Appropriation	\$0	\$0	\$0	0.00	0.00	0.00
2015 Appropriation	\$0	\$0	\$0	0.00	0.00	0.00
2016 Appropriation	\$28,200	\$0	\$0	0.00	0.00	0.00
2017 Appropriation	\$28,200	\$0	\$0	0.00	0.00	0.00
2017 Intro Changes	\$0	\$0	\$0	0.00	0.00	0.00
<b>2017 Total</b>	<b>\$28,200</b>	<b>\$0</b>	<b>\$0</b>	<b>0.00</b>	<b>0.00</b>	<b>0.00</b>
2018 Appropriation	\$28,200	\$0	\$0	0.00	0.00	0.00
2018 Intro Changes	\$0	\$0	\$0	0.00	0.00	0.00
<b>2018 Total</b>	<b>\$28,200</b>	<b>\$0</b>	<b>\$0</b>	<b>0.00</b>	<b>0.00</b>	<b>0.00</b>

## Commission on Economic Opportunity for Virginians in Aspiring and Diverse Communities

	Operating Budget Summary			Authorized Position Summary		
	General Fund	Nongeneral Fund	Personnel Cost	General Fund	Nongeneral Fund	Total Positions
2013 Appropriation	\$0	\$0	\$0	0.00	0.00	0.00
2014 Appropriation	\$0	\$0	\$0	0.00	0.00	0.00
2015 Appropriation	\$0	\$0	\$0	0.00	0.00	0.00
2016 Appropriation	\$0	\$0	\$0	0.00	0.00	0.00
2017 Appropriation	\$10,560	\$0	\$1,200	0.00	0.00	0.00
2017 Intro Changes	\$0	\$0	\$0	0.00	0.00	0.00
<b>2017 Total</b>	<b>\$10,560</b>	<b>\$0</b>	<b>\$1,200</b>	<b>0.00</b>	<b>0.00</b>	<b>0.00</b>
2018 Appropriation	\$10,560	\$0	\$1,200	0.00	0.00	0.00
2018 Intro Changes	\$0	\$0	\$0	0.00	0.00	0.00
<b>2018 Total</b>	<b>\$10,560</b>	<b>\$0</b>	<b>\$1,200</b>	<b>0.00</b>	<b>0.00</b>	<b>0.00</b>

## Chesapeake Bay Commission

	Operating Budget Summary			Authorized Position Summary		
	General Fund	Nongeneral Fund	Personnel Cost	General Fund	Nongeneral Fund	Total Positions
2013 Appropriation	\$232,268	\$0	\$65,172	1.00	0.00	1.00
2014 Appropriation	\$232,268	\$0	\$65,172	1.00	0.00	1.00
2015 Appropriation	\$235,675	\$0	\$65,881	1.00	0.00	1.00
2016 Appropriation	\$235,715	\$0	\$65,881	1.00	0.00	1.00
2017 Appropriation	\$292,204	\$0	\$76,451	1.00	0.00	1.00
2017 Intro Changes	\$0	\$0	\$0	0.00	0.00	0.00
<b>2017 Total</b>	<b>\$292,204</b>	<b>\$0</b>	<b>\$76,451</b>	<b>1.00</b>	<b>0.00</b>	<b>1.00</b>
2018 Appropriation	\$330,217	\$0	\$76,451	1.00	0.00	1.00
2018 Intro Changes	\$0	\$0	\$0	0.00	0.00	0.00
<b>2018 Total</b>	<b>\$330,217</b>	<b>\$0</b>	<b>\$76,451</b>	<b>1.00</b>	<b>0.00</b>	<b>1.00</b>

Part B: Executive Amendments to the 2016-18 Biennial Budget - 2016-2018 Biennium

Joint Commission on Health Care

	Operating Budget Summary			Authorized Position Summary		
	General Fund	Nongeneral Fund	Personnel Cost	General Fund	Nongeneral Fund	Total Positions
2013 Appropriation	\$683,817	\$0	\$573,565	6.00	0.00	6.00
2014 Appropriation	\$684,795	\$0	\$573,565	6.00	0.00	6.00
2015 Appropriation	\$716,404	\$0	\$607,406	6.00	0.00	6.00
2016 Appropriation	\$717,679	\$0	\$607,406	6.00	0.00	6.00
2017 Appropriation	\$764,215	\$0	\$680,017	6.00	0.00	6.00
2017 Intro Changes	\$0	\$0	\$0	0.00	0.00	0.00
<b>2017 Total</b>	<b>\$764,215</b>	<b>\$0</b>	<b>\$680,017</b>	<b>6.00</b>	<b>0.00</b>	<b>6.00</b>
2018 Appropriation	\$764,260	\$0	\$680,017	6.00	0.00	6.00
2018 Intro Changes	\$0	\$0	\$0	0.00	0.00	0.00
<b>2018 Total</b>	<b>\$764,260</b>	<b>\$0</b>	<b>\$680,017</b>	<b>6.00</b>	<b>0.00</b>	<b>6.00</b>

Virginia Commission on Youth

	Operating Budget Summary			Authorized Position Summary		
	General Fund	Nongeneral Fund	Personnel Cost	General Fund	Nongeneral Fund	Total Positions
2013 Appropriation	\$316,797	\$0	\$286,406	3.00	0.00	3.00
2014 Appropriation	\$316,802	\$0	\$286,406	3.00	0.00	3.00
2015 Appropriation	\$329,587	\$0	\$297,025	3.00	0.00	3.00
2016 Appropriation	\$329,704	\$0	\$297,025	3.00	0.00	3.00
2017 Appropriation	\$348,255	\$0	\$327,470	3.00	0.00	3.00
2017 Intro Changes	\$0	\$0	\$0	0.00	0.00	0.00
<b>2017 Total</b>	<b>\$348,255</b>	<b>\$0</b>	<b>\$327,470</b>	<b>3.00</b>	<b>0.00</b>	<b>3.00</b>
2018 Appropriation	\$348,297	\$0	\$327,470	3.00	0.00	3.00
2018 Intro Changes	\$0	\$0	\$0	0.00	0.00	0.00
<b>2018 Total</b>	<b>\$348,297</b>	<b>\$0</b>	<b>\$327,470</b>	<b>3.00</b>	<b>0.00</b>	<b>3.00</b>

Virginia State Crime Commission

	Operating Budget Summary			Authorized Position Summary		
	General Fund	Nongeneral Fund	Personnel Cost	General Fund	Nongeneral Fund	Total Positions
2013 Appropriation	\$506,306	\$137,434	\$523,244	5.00	4.00	9.00
2014 Appropriation	\$506,837	\$137,434	\$523,244	5.00	4.00	9.00
2015 Appropriation	\$633,259	\$137,513	\$537,013	5.00	4.00	9.00
2016 Appropriation	\$633,982	\$137,536	\$537,013	5.00	4.00	9.00
2017 Appropriation	\$669,606	\$137,649	\$738,565	5.00	4.00	9.00
2017 Intro Changes	\$0	\$0	\$0	0.00	0.00	0.00
<b>2017 Total</b>	<b>\$669,606</b>	<b>\$137,649</b>	<b>\$738,565</b>	<b>5.00</b>	<b>4.00</b>	<b>9.00</b>
2018 Appropriation	\$669,635	\$137,656	\$738,565	5.00	4.00	9.00
2018 Intro Changes	\$0	\$0	\$0	0.00	0.00	0.00
<b>2018 Total</b>	<b>\$669,635</b>	<b>\$137,656</b>	<b>\$738,565</b>	<b>5.00</b>	<b>4.00</b>	<b>9.00</b>

## Joint Legislative Audit and Review Commission

	Operating Budget Summary			Authorized Position Summary		
	General Fund	Nongeneral Fund	Personnel Cost	General Fund	Nongeneral Fund	Total Positions
2013 Appropriation	\$3,289,975	\$115,673	\$3,131,769	36.00	1.00	37.00
2014 Appropriation	\$3,290,025	\$115,673	\$3,131,769	36.00	1.00	37.00
2015 Appropriation	\$3,484,651	\$115,708	\$3,325,792	36.00	1.00	37.00
2016 Appropriation	\$3,484,928	\$115,717	\$3,325,792	36.00	1.00	37.00
2017 Appropriation	\$3,974,570	\$115,717	\$3,845,999	38.00	1.00	39.00
2017 Intro Changes	\$0	\$0	\$0	0.00	0.00	0.00
<b>2017 Total</b>	<b>\$3,974,570</b>	<b>\$115,717</b>	<b>\$3,845,999</b>	<b>38.00</b>	<b>1.00</b>	<b>39.00</b>
2018 Appropriation	\$4,024,728	\$115,717	\$3,895,999	38.00	1.00	39.00
2018 Intro Changes	\$0	\$0	\$0	0.00	0.00	0.00
<b>2018 Total</b>	<b>\$4,024,728</b>	<b>\$115,717</b>	<b>\$3,895,999</b>	<b>38.00</b>	<b>1.00</b>	<b>39.00</b>

## Virginia Commission on Intergovernmental Cooperation

	Operating Budget Summary			Authorized Position Summary		
	General Fund	Nongeneral Fund	Personnel Cost	General Fund	Nongeneral Fund	Total Positions
2013 Appropriation	\$590,882	\$0	\$5,000	0.00	0.00	0.00
2014 Appropriation	\$590,882	\$0	\$5,000	0.00	0.00	0.00
2015 Appropriation	\$649,150	\$0	\$5,000	0.00	0.00	0.00
2016 Appropriation	\$740,968	\$0	\$5,000	0.00	0.00	0.00
2017 Appropriation	\$741,024	\$0	\$2,309	0.00	0.00	0.00
2017 Intro Changes	\$0	\$0	\$0	0.00	0.00	0.00
<b>2017 Total</b>	<b>\$741,024</b>	<b>\$0</b>	<b>\$2,309</b>	<b>0.00</b>	<b>0.00</b>	<b>0.00</b>
2018 Appropriation	\$741,028	\$0	\$2,309	0.00	0.00	0.00
2018 Intro Changes	\$0	\$0	\$0	0.00	0.00	0.00
<b>2018 Total</b>	<b>\$741,028</b>	<b>\$0</b>	<b>\$2,309</b>	<b>0.00</b>	<b>0.00</b>	<b>0.00</b>

## Legislative Department Reversion Clearing Account

	Operating Budget Summary			Authorized Position Summary		
	General Fund	Nongeneral Fund	Personnel Cost	General Fund	Nongeneral Fund	Total Positions
2013 Appropriation	\$165,715	\$0	\$0	1.00	0.00	1.00
2014 Appropriation	\$165,715	\$0	\$0	1.00	0.00	1.00
2015 Appropriation	\$165,715	\$0	\$0	1.00	0.00	1.00
2016 Appropriation	\$165,715	\$0	\$0	1.00	0.00	1.00
2017 Appropriation	\$165,715	\$0	\$0	1.00	0.00	1.00
2017 Intro Changes	\$0	\$0	\$0	0.00	0.00	0.00
<b>2017 Total</b>	<b>\$165,715</b>	<b>\$0</b>	<b>\$0</b>	<b>1.00</b>	<b>0.00</b>	<b>1.00</b>
2018 Appropriation	\$165,715	\$0	\$0	1.00	0.00	1.00
2018 Intro Changes	\$0	\$0	\$0	0.00	0.00	0.00
<b>2018 Total</b>	<b>\$165,715</b>	<b>\$0</b>	<b>\$0</b>	<b>1.00</b>	<b>0.00</b>	<b>1.00</b>